

# BLUEPRINTS AND RUBRICS

Techniques for Strategic Analysis  
of Student Performance

Created by Deborah E. H. Kell LLC  
for the express use of the  
ABFSE and its members.  
All Rights Reserved.

# As faculty members, we grade student work.

Tests

Quizzes

Labs

Assignments

Projects

Clinical Performance

Presentations



But it's not likely that we and our students are learning everything that we should from the results.

# We need to study the patterns...

**Faculty and students need more than grades.**

- **Both faculty and students want to be able to discern patterns of strength and weakness and consider the implications.**
- **As faculty we want to adapt our subsequent instructional practices to promptly remediate weak areas.**
- **Teachers want to look at student outcomes across sections, courses, and semesters so that we can more intentionally strengthen our curriculum – our program of study – over time.**



## Goals

... or Learning Goals,  
or Student Learning  
Goals

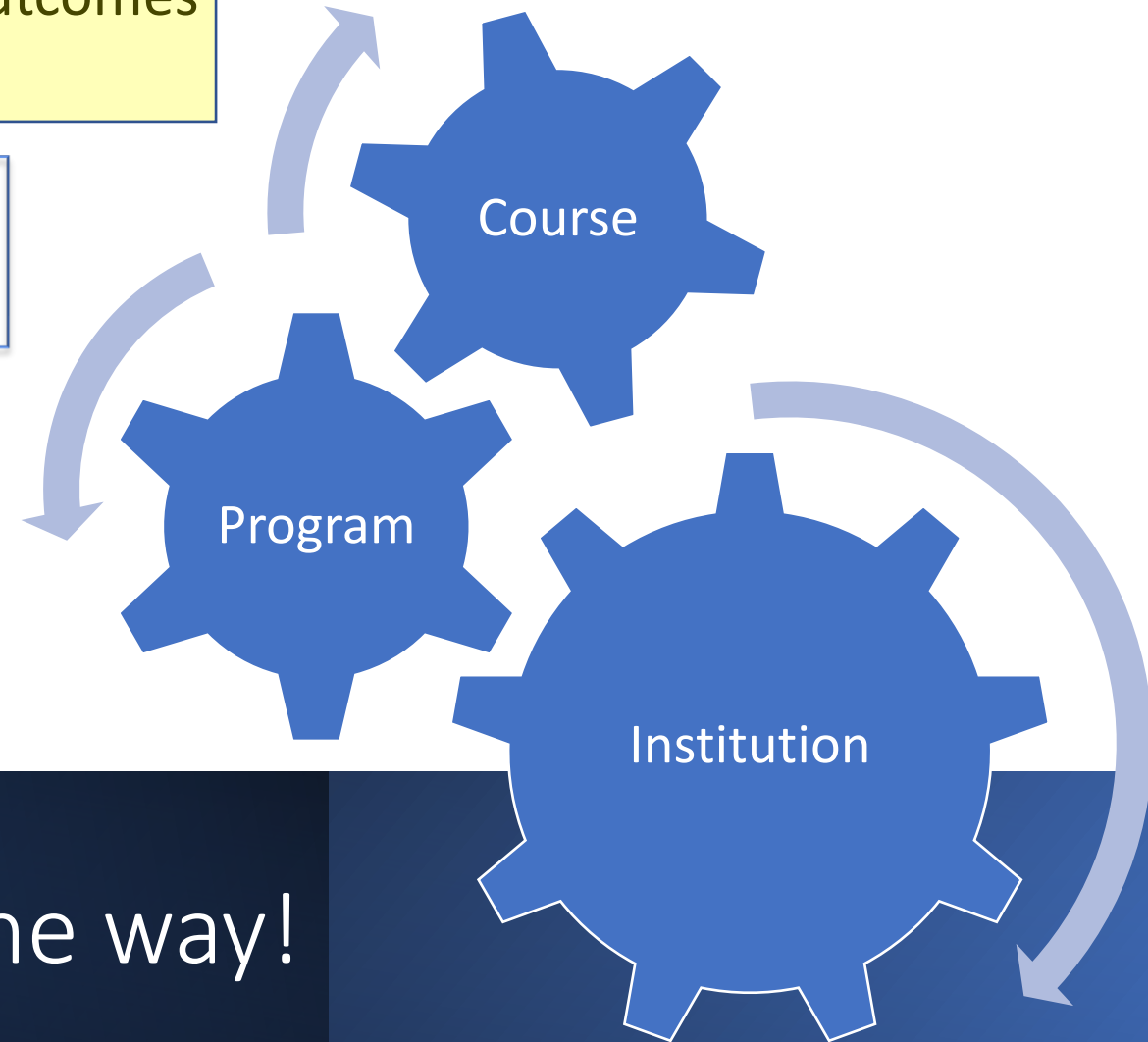
## Outcomes

... or Learning Outcomes, or  
Student Learning Outcomes  
(SLO's)


Objectives

# Terminology

ABFSE uses the terminology "**Program Learning Outcomes**" or PLO's



Don't let the terms get in the way!



# STRATEGIES TO STRENGTHEN STUDENT ASSESSMENT

Technique #1

# 1. Unbundle Complicated Concepts



In both teaching and assessing.

We may be accustomed to doing this while teaching.

We know to “break things down” as we explain concepts to make them easier to understand.



We can “break things down” or “unbundle” them in our **tests or assignments**, as well. Then, when we study the pattern of errors we can better understand where the problem or weakness really exists.

We can ask questions about underlying skills or knowledge before we ask the questions about the target skill.

# Unbundling a Concept in Testing

1. What is the least common denominator (LCD) of  $\frac{2}{3}$  and  $\frac{3}{4}$ ?
2. Using the LCD, rewrite the fractions  $\frac{2}{3}$  and  $\frac{3}{4}$ .
3. Express your answer as a mixed number:  $\frac{2}{3} + \frac{3}{4} = ?$
4.  $\frac{3}{4} - \frac{2}{3} = ?$






# Why unbundle concepts when assessing students?

Students experience getting "some questions" right. They may not feel as "blown away" by a test or assessment.

You are helping the students set a cognitive context, or schema.

Teachers can study the results to determine where, specifically, the misunderstandings are occurring and remediate accordingly.




# STRATEGIES TO STRENGTHEN STUDENT ASSESSMENT

Technique #2


## 2. Develop “Blueprints” for key tests.

Think of a blueprint as a careful PLAN for the test.

- Choose a test that measures a critical unit of study.
- What percentage of that test is to be devoted to each of the specific learning outcomes or competencies?
- Within each of those sections, how do you want to “unbundle” the concepts?
- Within each of those sections, what is the appropriate level of difficulty?



It's best to collaborate when planning and writing key tests.



This Photo by Unknown Author is licensed under CC



40% of the test will assess ethics which aligns with course SLO 1 which aligns to program learning outcome 2 - ethics. To be assessed at two levels of difficulty.

50% of the test will assess business management which aligns with course SLO 5 which aligns with program learning outcome 9 - business mgmt.

10% of the test will assess public health, which aligns with course SLO 3 and Program SLO 4.

Concepts in both ethics and business mgmt. will be unbundled.

## The Blueprint or PLAN


Item #	Competency	Course-Level SLO	Program-Level SLO
1	Ethics Level 1 - unbundled	1	2
2	Ethics Level 1 - Scenario question	1	2
3	Ethics Level 2 - unbundled	1	2
4	Ethics Level 2 - Scenario question	1	2
5	Business Mgmt - Unbundled	5	9
6	Business Mgmt - Unbundled	5	9
7	Business Mgmt	5	9
8	Business Mgmt	5	9
9	Business Mgmt	5	9
10	Public Health	3	4

Item #	Competency	Course-Level SLO	Program-Level SLO	Test Question
1	Ethics Level 1 - unbundled	1	2	Sollicitudin nibh sit amet commodo nulla facilisi.
2	Ethics Level 1 - Scenario question	1	2	Sollicitudin nibh sit amet commodo nulla facilisi.
3	Ethics Level 2- unbundled	1	2	Sollicitudin nibh sit amet commodo nulla facilisi.
4	Ethics Level 2 - Scenario question	1	2	Sollicitudin nibh sit amet commodo nulla facilisi.
5	Business Mgmt - Unbundled	5	9	Sollicitudin nibh sit amet commodo nulla facilisi.
6	Business Mgmt - Unbundled	5	9	Sollicitudin nibh sit amet commodo nulla facilisi.
7	Business Mgmt	5	9	Sollicitudin nibh sit amet commodo nulla facilisi.
8	Business Mgmt	5	9	Sollicitudin nibh sit amet commodo nulla facilisi.
9	Business Mgmt	5	9	Sollicitudin nibh sit amet commodo nulla facilisi.
10	Public Health	3	4	Sollicitudin nibh sit amet commodo nulla facilisi.

Item #	Competency	Course-Level SLO	Program-Level SLO	Test Question	Aggregated Student Outcomes
1	Ethics Level 1 - unbundled	1	2	Sollicitudin nibh sit amet commodo nulla facilisi.	8/10
2	Ethics Level 1 - Scenario question	1	2	Sollicitudin nibh sit amet commodo nulla facilisi.	6/10
3	Ethics Level 2- unbundled	1	2	Sollicitudin nibh sit amet commodo nulla facilisi.	7/10
4	Ethics Level 2 - Scenario question	1	2	Sollicitudin nibh sit amet commodo nulla facilisi.	5/10
5	Business Mgmt - Unbundled	5	9	Sollicitudin nibh sit amet commodo nulla facilisi.	9/10
6	Business Mgmt - Unbundled	5	9	Sollicitudin nibh sit amet commodo nulla facilisi.	8/10
7	Business Mgmt	5	9	Sollicitudin nibh sit amet commodo nulla facilisi.	8/10
8	Business Mgmt	5	9	Sollicitudin nibh sit amet commodo nulla facilisi.	7/10
9	Business Mgmt	5	9	Sollicitudin nibh sit amet commodo nulla facilisi.	8/10
10	Public Health	3	4	Sollicitudin nibh sit amet commodo nulla facilisi.	7/10

Item #	Competency	Course-Level SLO	Program-Level SLO	Test Question	Aggregated Student Outcomes	Analysis	Decision / Action
1	Ethics Level 1 - unbundled	1	2	Sollicitudin nibh sit amet commodo nulla facilisi.	8/10	Average student performance on ethical concerns (65%) was weaker than their average performance on business management (80%).	Should there be a change in teaching strategy? Resources? Use of quizzes? Practice questions during class time? Revision to test questions? Changes in homework assignments? Reteaching? Program of Study?
2	Ethics Level 1 - Scenario question	1	2	Sollicitudin nibh sit amet commodo nulla facilisi.	6/10		
3	Ethics Level 2- unbundled	1	2	Sollicitudin nibh sit amet commodo nulla facilisi.	7/10		
4	Ethics Level 2 - Scenario question	1	2	Sollicitudin nibh sit amet commodo nulla facilisi.	5/10		
5	Business Mgmt - Unbundled	5	9	Sollicitudin nibh sit amet commodo nulla facilisi.	9/10	Ethics: Questions 2 and 4 seemed more challenging; expectations were not met.  Business Mgmt: Students seemed stronger on the unbundled questions - 85% vs 77%. Performance target met.	
6	Business Mgmt - Unbundled	5	9	Sollicitudin nibh sit amet commodo nulla facilisi.	8/10		
7	Business Mgmt	5	9	Sollicitudin nibh sit amet commodo nulla facilisi.	8/10		
8	Business Mgmt	5	9	Sollicitudin nibh sit amet commodo nulla facilisi.	7/10		
9	Business Mgmt	5	9	Sollicitudin nibh sit amet commodo nulla facilisi.	8/10		
10	Public Health	3	4	Sollicitudin nibh sit amet commodo nulla facilisi.	7/10		





# STRATEGIES TO STRENGTHEN STUDENT ASSESSMENT

Technique #3

# 3. Stop Reinventing the Wheel!

Collaborate with your fellow faculty members to develop a **COMMON DEPARTMENTAL EXAM**.

You can focus on a specific test to study student performance on targeted content.


Collaborate to develop the test blueprint, then assemble and/or write the test questions.

Create or assemble a few extra questions related to each competency.



Every time this course is taught, no matter the instructor, this **common departmental exam is to be used.**

The common departmental exam can be changed over time, based upon student performance... collaboratively and based upon student learning outcomes.



# STRATEGIES TO STRENGTHEN STUDENT ASSESSMENT

Technique #4



4. USE YOUR LEARNING MANAGEMENT SYSTEM (LMS)

# Use your Learning Management System

Build ITEM BANKS or POOLS to house the test questions. Populate the banks with more questions than you need for each targeted competency.

Ex: Build banks/pools for...

- Ethics Level 1 Unbundled
- Ethics Level 1
- Ethics Level 2 Unbundled
- Ethics Level 2
- Bus Mgmt Unbundled
- Bus Mgmt
- Public Health

Item #	Competency	Course-Level SLO	Program-Level SLO	Test Question
1	Ethics Level 1 - unbundled	1	2	Sollicitudin nibh sit amet commodo nulla facilisi.
2	Ethics Level 1 - Scenario question	1	2	Sollicitudin nibh sit amet commodo nulla facilisi.
3	Ethics Level 2- unbundled	1	2	Sollicitudin nibh sit amet commodo nulla facilisi.
4	Ethics Level 2 - Scenario question	1	2	Sollicitudin nibh sit amet commodo nulla facilisi.
5	Business Mgmt - Unbundled	5	9	Sollicitudin nibh sit amet commodo nulla facilisi.
6	Business Mgmt - Unbundled	5	9	Sollicitudin nibh sit amet commodo nulla facilisi.
7	Business Mgmt	5	9	Sollicitudin nibh sit amet commodo nulla facilisi.
8	Business Mgmt	5	9	Sollicitudin nibh sit amet commodo nulla facilisi.
9	Business Mgmt	5	9	Sollicitudin nibh sit amet commodo nulla facilisi.
10	Public Health	3	4	Sollicitudin nibh sit amet commodo nulla facilisi.

# Talk to your LMS trainers.

Depending upon your system and the version, your banks or pools of test questions may be linked to goals or outcomes (course and program, for example).

To help prevent cheating, test questions within a bank or pool might be randomized. For example, you might choose any 3 out of 7 questions from a given bank.

You'll be able to generate different versions of your targeted exam.

Your LMS will be able to do some item analysis for you, giving you feedback about each question's quality, difficulty, and ability to discriminate. You'll be better able to improve your test effectiveness.

You can either copy out the course shell from semester to semester or IMPORT the common exam into each semester's shell.


Faculty teams can develop their item banks/pools over time - expanding them. Test questions can become reusable for multiple purposes.

You should be able to EXPORT the class performance on the test in a way that aggregates student results item by item, allowing you to see patterns of strength and weakness.

RAMPLA

Item #	Competency	Course-Level SLO	Program-Level SLO	Test Question	Aggregated Student Outcomes	Analysis	Decision / Action
1	Ethics Level 1 - unbundled	1	2	Sollicitudin nibh sit amet commodo nulla facilisi.	<b>8/10</b>	Average student performance on ethical concerns (65%) was weaker than their average performance on business management (80%).	Should there be a change in teaching strategy?  Resources?  Use of quizzes?  Practice questions during class time?
2	Ethics Level 1 - Scenario question	1	2	Sollicitudin nibh sit amet commodo nulla facilisi.	<b>6/10</b>		
3	Ethics Level 2- unbundled	1	2	Sollicitudin nibh sit amet commodo nulla facilisi.	<b>7/10</b>		
4	Ethics Level 2 - Scenario question	1	2	Sollicitudin nibh sit amet commodo nulla facilisi.	<b>5/10</b>		
5	Business Mgmt - Unbundled	5	9	Sollicitudin nibh sit amet commodo nulla facilisi.	<b>9/10</b>	Ethics: Questions 2 and 4 seemed more challenging; expectations were not met.	Revision to test questions?
6	Business Mgmt - Unbundled	5	9	Sollicitudin nibh sit amet commodo nulla facilisi.	<b>8/10</b>		
7	Business Mgmt	5	9	Sollicitudin nibh sit amet commodo nulla facilisi.	<b>8/10</b>		
8	Business Mgmt	5	9	Sollicitudin nibh sit amet commodo nulla facilisi.	<b>7/10</b>	Business Mgmt: Students seemed stronger on the unbundled questions - 85% vs 77%.	Changes in homework assignments?
9	Business Mgmt	5	9	Sollicitudin nibh sit amet commodo nulla facilisi.	<b>8/10</b>		
10	Public Health	3	4	Sollicitudin nibh sit amet commodo nulla facilisi.	<b>7/10</b>	Performance target met.	Program of Study?





# STRATEGIES TO STRENGTHEN STUDENT ASSESSMENT

Technique #5

# 5. Use a RUBRIC to assess projects, presentations, and other performances.

Criteria or Competencies		Level or Performance: Rating Scale			Points
		3: Exemplary	2: Acceptable	1: Unacceptable	
	Criterion 1 (PLO 2)	Description	Description	Description	
	Criterion 2 (PLO 6)	Description	Description	Description	
Criterion 3 (PLO 10)	Description	Description	Description		
Points					

It's an ideal time to map each criterion to the relevant PSLO.





# Collaborate to develop the rubric

Consult with your colleagues to consider the best way to assess the criteria or competencies.

The use of a rubric helps ensure consistent and impartial grading. It helps communicate your expectations to your students.

Once the rubric is developed, it can become a **COMMON DEPARTMENTAL ASSIGNMENT AND RUBRIC.**

Don't reinvent the wheel!

Utilize projects, presentations, and other performances.

Criteria or Competencies		Level or Performance: Rating Scale			Points
		3: Exemplary	2: Acceptable	1: Unacceptable	
	Criterion 1 (PLO 2)	Description	Description	Description	
	Criterion 2 (PLO 6)	Description	Description	Description	
	Criterion 3 (PLO 10)	Description	Description	Description	
	Points				

# Using the Rubric

Provide the rubric to the students as you assign and explain the project so that your expectations are clear.




Use the rubric as you evaluate each student's work.




Aggregate the student scores on a blank copy of the rubric to help see patterns of strength and weakness.\*




Share the aggregated results with your colleagues to make decisions about improving outcomes, the assignment, or the curriculum.



# STRATEGIES TO STRENGTHEN STUDENT ASSESSMENT



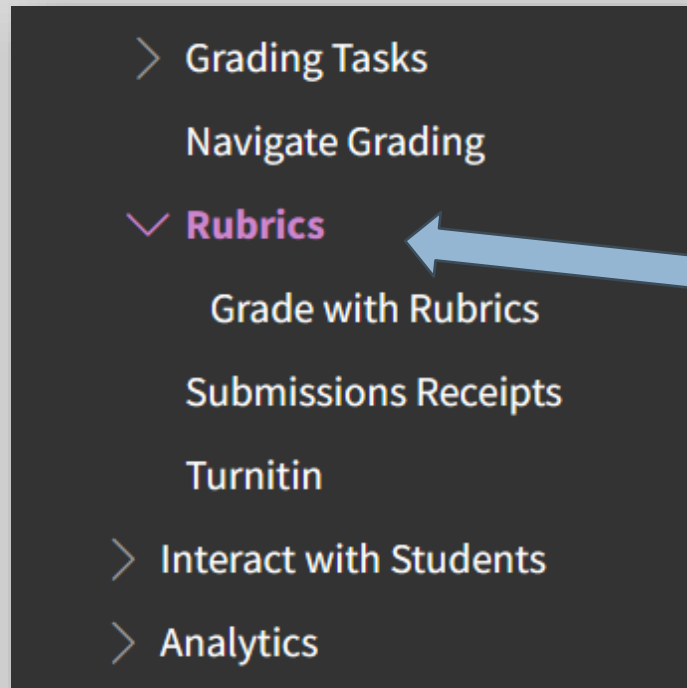
Technique #6



6. USE YOUR LEARNING MANAGEMENT SYSTEM (LMS)



# Build and Use your Rubrics in your Learning Management System



This is a screenshot of Blackboard's Navigation Panel.

articles  
grades

## Grade Categories

Grade categories are groups of similar coursework. You can add custom categories to the gradebook.

Add New Category



Assignment



Test



Discussion



Exam



Homework



Presentation



Quiz



Attendance

Course Rubrics



Create New Rubric

Criteria	Excellent	Proficient		
Criterion 1	100% <i>Type a description</i>	75% <i>Type a description</i>		
25% of total grade	Excellent	Satisfactory	Unsatisfactory	Poor
<a href="#">Align with goals</a>	100 %	75 %	50 %	25 %
	Makes a strong stand and defines the context in the introductory paragraph.			



Makes a strong stand and defines the context in the introductory paragraph.

# Essay Evaluation

Criteria	Excellent	Proficient	Satisfactory	Unsatisfactory
<p><b>State a position</b></p> <p>25% of total grade</p>	<p><b>100%</b></p> <p>Makes a strong stand and defines the context in the introductory paragraph. Position is restated throughout and reinforced with examples and included in the conclusion.</p>	<p><b>75%</b></p> <p>Makes strong stand and defines the context in introductory paragraph.</p>	<p><b>50%</b></p> <p>Makes a stand, but could be more powerful.</p>	<p><b>25%</b></p> <p>Doesn't take a stand or provide context.</p>
<p><b>Support hypothesis</b></p> <p>25% of total grade</p>	<p><b>100%</b></p> <p>Provided more than three arguments in support of the hypothesis. Arguments supported with more than citations. Writer incorporated own opinions. Examples incorporated in storytelling fashion.</p>	<p><b>75%</b></p> <p>Provides three main arguments in support of the hypothesis. Gives clear and accurate examples and development of the three main arguments.</p>	<p><b>50%</b></p> <p>Fewer than three main arguments and incomplete examples in support of arguments.</p>	<p><b>25%</b></p> <p>Minimal idea development, limited and/or unrelated details. Doesn't give arguments in support of the hypothesis.</p>
<p><b>Organization</b></p> <p>25% of total grade</p>	<p><b>100%</b></p> <p>Depth and complexity of ideas supported by rich, engaging and/or pertinent details. Evidence analysis, reflection and insight.</p>	<p><b>75%</b></p> <p>Logical organization. Includes a compelling introduction, strong informative body, and satisfying conclusion. Has appropriate paragraph format.</p>	<p><b>50%</b></p> <p>Writing has a clear beginning, middle, and end. General use of appropriate paragraph format.</p>	<p><b>25%</b></p> <p>Random or weak organization. No introduction and/or conclusion. Paragraphs lack development and coherence.</p>



## Rubrics: The Student View (Bb)

# Guest Speaker Review

## Rubric Details

### Assignment


Dr. Thacker's thoughts were enlightening and maybe a bit controversial. Spend some time reviewing his presentation and weighing in. Add your observations and opinions here.



**Use this space to build your submission.**

You can add text, images, and files.

Add Content

 <b>Maximum Score</b>	100 points
--	------------

### State a position

25% of total grade

### Support hypothesis

25% of total grade

### Organization

25% of total grade

#### Excellent

Depth and complexity of ideas supported by rich, engaging and/or pertinent details. Evidence analysis, reflection, and insight.

25

#### Proficient


Logical organization. Includes a compelling introduction, strong informative body, and satisfying conclusion. Has appropriate paragraph format.

18.8

#### Satisfactory

Writing has a clear beginning, middle, and end. General use of appropriate paragraph format.

12.5



# STRATEGIES TO STRENGTHEN STUDENT ASSESSMENT

Technique #7

# 7. Use the LMS to Analyze Outcomes - Data Analysis

Questions

Examity® Online

Proctoring

Grade Tests

Item Analysis

Question Settings and Metadata

> Question Types

Resolve Student Issues with Tests

> Reuse Questions

Test and Survey Options

**Test and Survey Results**

> Track Performance

Watch Videos

> Ultra Experience

> Administrator

Enable the Ultra Experience

Web Folders and Shared Locations

Statistics help you evaluate the effectiveness of your tests and surveys. For example, find out what percentage of your students chose each Multiple Choice answer for one of your tests.

In this table, learn about the available reports and their uses.

Statistical Report	Information Provided	Feature
Column Statistics	Displays the overall class performance on the Grade Center item that includes average score and standard deviation. Lists the number of submissions for the item that are in progress or need grading.	Tests Surveys Assignments Graded discussions, wikis, blogs, journals
Attempts Statistics	Displays the average score and distribution of student responses for each question.	Tests Surveys
Item analysis	Provides statistics on overall test performance and individual questions. This data identifies questions that might be poor discriminators of student performance. You can use this information to improve questions for future test administrations or to adjust credit on current attempts. This tool contains some of the same information as the column and attempts statistics data but presents it in a different way.	Tests

# Download the test scores to Excel (csv) to study patterns of strength and weakness.



This will be easier if you have organized your test according to your blueprint or plan.

For example, part one of your test might have been devoted to ethics.


Part two of the test measures funeral business management.

Part three can address public health.


You'll be able to easily separate the sections for analysis.



Item #	Competency	Course-Level SLO	Program-Level SLO	Test Question	Aggregated Student Outcomes	Analysis	Decision / Action
1	Ethics Level 1 - unbundled	1	2	Sollicitudin nibh sit amet commodo nulla facilisi.	8/10	Average student performance on ethical concerns (65%) was weaker than their average performance on business management (80%).	Should there be a change in teaching strategy?  Resources?  Use of quizzes?
2	Ethics Level 1 - Scenario question	1	2	Sollicitudin nibh sit amet commodo nulla facilisi.	6/10		
3	Ethics Level 2- unbundled	1	2	Sollicitudin nibh sit amet commodo nulla facilisi.	7/10		
4	Ethics Level 2 - Scenario question	1	2	Sollicitudin nibh sit amet commodo nulla facilisi.	5/10		
5	Business Mgmt - Unbundled	5	9	Sollicitudin nibh sit amet commodo nulla facilisi.	9/10	Ethics: Questions 2 and 4 seemed more challenging; expectations were not met.	Practice questions during class time?
6	Business Mgmt - Unbundled	5	9	Sollicitudin nibh sit amet commodo nulla facilisi.	8/10		
7	Business Mgmt	5	9	Sollicitudin nibh sit amet commodo nulla facilisi.	8/10		
8	Business Mgmt	5	9	Sollicitudin nibh sit amet commodo nulla facilisi.	7/10	Business Mgmt: Students seemed stronger on the unbundled questions - 85% vs 77%.	Revision to test questions?  Changes in homework assignments?
9	Business Mgmt	5	9	Sollicitudin nibh sit amet commodo nulla facilisi.	8/10		
10	Public Health	3	4	Sollicitudin nibh sit amet commodo nulla facilisi.	7/10	Performance target met.	Reteaching?  Program of Study?



1. UNBUNDLE CONCEPTS IN TESTING AS WELL AS TEACHING
2. DEVELOP TEST BLUEPRINTS - PLANS
3. USE COMMON DEPARTMENTAL EXAMS
4. BUILD YOUR TESTS USING ITEM BANKS OR POOLS IN YOUR LMS
5. USE RUBRICS FOR PROJECT-BASED EVALUATIONS
6. BUILD AND USE YOUR RUBRICS IN YOUR LMS
7. LET YOUR LMS HELP YOU WITH ANALYZING STUDENT OUTCOMES - THE DATA ANALYSIS



- Debbie Kell
- [consult@dkell.us](mailto:consult@dkell.us)

